



ASBK.COM.AU f t i y

Round 5 : Morgan Park Raceway : August 25 - 27

HI-TEC BATTERIES AUSTRALIAN SUPERSPORT 300 CHAMPIONSHIP

Race 3

Date: 27/08/17
 Event: R13
 Weather: Partly cloudy - 20.1C
 Track: Dry - Temp: 33.6C

Started at: 14:49:14
 Laps: 9
 Starters: 36
 Printed at: 15:10

PROVISIONAL CLASSIFICATION

Pos	No	Gr	Name	Class	Machine	Laps	Race Time	Behind	Fastest Lap	On Lap	Top Speed
1	29	J	Billy VAN EERDE (NSW) / KTM Aust. / Hunter Valley M'cycles / Chris Watson M'cycles	O300	KTM RC 390	9	12:48.524		1:24.182	9	160
2	71	J	Tommy EDWARDS (NSW) / Alpinestars / Yamaha Aust. / Repsol / Bell / Dunlop / Nautical Pools	O300	Yamaha R3 321	9	12:48.669	.145	1:23.799	6	160
3	14	B	Broc PEARSON (QLD) / Yamaha / YRD / Maxima Oils / World Gym / Kabuto / Pirelli Tyres	O300	Yamaha R3 321	9	12:49.391	.867	1:23.687	8	159
4	86	J	Oliver BAYLISS (QLD) / Cube Racing / Australian Outdoor Living / Motul / Pirelli / Sprint Filter	U300	Kawasaki EX 300	9	12:49.558	1.034	1:23.723	8	160
5	87	A	Zac LEVY (QLD) / Tahli Passeri / Puma RV's / Hannay Lawyers / RaceArt Aust / Kabuto Helmets	O300	Yamaha R3 321	9	12:49.697	1.173	1:23.281	8	161
6	33	J	Reid BATTYE (NSW) / Bcperformance Junior Team / Landscapesupplies.com.au / IPONE	U300	Kawasaki EX 300	9	12:50.449	1.925	1:24.212	8	158
7	41	A	Max CROKER (NSW) / KTM Aust. / Nolan Helmets / Bridgestone / Ron Angel Classic Racing	O300	KTM RC 390	9	12:52.062	3.538	1:24.269	6	162
8	151	C	Locky TAYLOR (QLD) / LTR Racing / Fitness2Podium / Lki Brand / ART Ridedynamics / TC Tipers	O300	Yamaha R3 321	9	12:54.874	6.350	1:25.036	5	157
9	44	C	Tom BRAMICH (VIC) / Ron Angel Classic Racing / Nolan Helmets / YRD / Ricondi / BoardPro	O300	Yamaha R3 321	9	13:01.417	12.893	1:25.233	5	154
10	1	A	Brandon DEMMERY (NSW) / Deborah M'sports / Yamaha YRD / Dunlop / RescomErebus Academy	O300	Yamaha R3 321	9	13:04.028	15.504	1:25.977	4	156
11	66	J	Joel KELSO (NT) / Deborah Motorsports / Mum / The Grinning Dingo / West Sliders	O300	Yamaha R3 321	9	13:04.053	15.529	1:25.954	6	157
12	20	B	Hunter FORD (NSW) / Ford Brothers Racing / Huntingtons NSW / Hunter Bikers Events / Bell	O300	Yamaha R3 321	9	13:04.064	15.540	1:26.043	3	156

Scott Laing
 Chief Time Keeper - Scott Laing

Tom Williams
 Clerk of Course - Tom Williams



Computime Race Timing Systems Pty Ltd © 1996
 Licensed to Computime Race Timing Systems

www.computime.com.au

COMPUTIME RACE TIMING SYSTEMS PTY LTD



ASBK.COM.AU f t i y

Round 5 : Morgan Park Raceway : August 25 - 27

HI-TEC BATTERIES AUSTRALIAN SUPERSPORT 300 CHAMPIONSHIP

Race 3

Date: 27/08/17
 Event: R13
 Weather: Partly cloudy - 20.1C
 Track: Dry - Temp: 33.6C

Started at: 14:49:14
 Laps: 9
 Starters: 36
 Printed at: 15:10

PROVISIONAL CLASSIFICATION

Pos	No	Gr	Name	Class	Machine	Laps	Race Time	Behind	Fastest Lap	On Lap	Top Speed
13	115		Rogan CHANDLER (NZ) / Acid Racing / Race Centre / Mum & Dad / Dimond Design	O300	Yamaha R3 321	9	13:04.406	15.882	1:25.875	8	155
14	57	J	Seth CRUMP (QLD) / Jason Crump / \$roCK Oil / KTM Brisbane / Bell / Alpinestars	O300	KTM RC 390	9	13:05.673	17.149	1:25.923	2	160
15	21	A	Jarred BROOK (QLD) / KTM Aust. / Wide Bay M'cycles / Shoei Helmets / Motul / Pirelli / Shark	O300	KTM RC 390	9	13:05.759	17.235	1:25.918	8	159
16	37	J	Jack MAHAFFY (VIC) / JDS Moto / Eastern Security Doors / JLT Insurance / TelMe Fleet / SignPro	O300	Yamaha R3 321	9	13:06.922	18.398	1:24.368	4	161
17	24		Ben BRAMICH (VIC) / Ron Angel Classic Racing / Nolan Helmets / Yamaha YRD / Ricondi	O300	Yamaha R3 321	9	13:08.494	19.970	1:26.084	9	154
18	28	C	Tayla RELPH (QLD) / Motorcycle Sportsmen / Earmould Aust / NorthStar Yamaha / Pirelli	O300	Yamaha R3 321	9	13:09.764	21.240	1:25.951	8	148
19	152		Danyon TURNER (QLD) / 52 Motorsports / Brisbane M-cycles	O300	Yamaha R3 321	9	13:19.333	30.809	1:27.355	8	152
20	58		Mitch KUHNE (QLD) / Shark Leathers / Airoh Helmets / Lucas Oils	O300	Yamaha R3 321	9	13:19.586	31.062	1:27.171	7	152
21	93	B	Drew SELLS (VIC) / Race Centre / Oilee Racing / Peter Stevens Motorcycles / Rubic	U300	Kawasaki EX 300	9	13:19.761	31.237	1:27.006	8	151
22	65	C	Jonah SITA (WA) / Flashpoint Motorsport / Michael Sita	O300	Yamaha R3 321	9	13:28.671	40.147	1:27.295	9	152
23	48		Sharni PINFOLD (QLD) / Shark Leathers / A1 Race Paint / Northstar Yamaha / Nolan X-Lite Helmets	O300	Yamaha R3 321	9	13:28.738	40.214	1:28.323	5	149
24	34		Boyd HOCKING (VIC) / DPH Motorsport Yamaha	O300	Yamaha R3 321	9	13:31.894	43.370	1:28.307	8	149
25	355	C	Laura BROWN (NSW) / Ricondi / Draggin Jeans / Shark Helmets / Falco Motorcycle Boots / WNR	U300	Kawasaki EX 300	9	13:31.912	43.388	1:28.008	7	154

Scott Laing
 Chief Time Keeper - Scott Laing

Tom Williams
 Clerk of Course - Tom Williams



Computime Race Timing Systems Pty Ltd © 1996
 Licensed to Computime Race Timing Systems

www.computime.com.au

COMPUTIME RACE TIMING SYSTEMS PTY LTD



ASBK.COM.AU f t i y

Round 5 : Morgan Park Raceway : August 25 - 27

HI-TEC BATTERIES AUSTRALIAN SUPERSPORT 300 CHAMPIONSHIP

Race 3

Date: 27/08/17
 Event: R13
 Weather: Partly cloudy - 20.1C
 Track: Dry - Temp: 33.6C

Started at: 14:49:14
 Laps: 9
 Starters: 36
 Printed at: 15:10


PROVISIONAL CLASSIFICATION

Pos	No	Gr	Name	Class	Machine	Laps	Race Time	Behind	Fastest Lap	On Lap	Top Speed
26	131	D	Ross BEAMES (QLD) / Jennifer Beanes	O300	Yamaha R3 321	9	13:32.011	43.487	1:28.097	7	151
27	15	J	Bronson PICKETT (WA) / Pete's Harley & Dyno Serv. / M&B Garden Bags / M&B Rubbish Disposals	U300	Kawasaki EX 300	9	13:36.145	47.621	1:28.780	2	150
28	83	C	Lachlan EPIS (NSW) / NextGen Motorsports / ResponseRE / Blue Tongue Finance	U300	Kawasaki EX 300	9	13:38.238	49.714	1:24.473	7	158
29	97	J	Peter NERLICH (VIC) / TCN Racing / Bill Nerlich / BART	U300	Kawasaki EX 300	9	13:41.672	53.148	1:29.299	9	147
30	70	J	Troy RYAN (NSW) / Taree Motorcycles	O300	Yamaha R3 321	9	13:43.452	54.928	1:29.159	8	148
31	337	C	Gregory FARRELL (NSW) / Bcperformance / Landscapesupplies.com.au	U300	Kawasaki EX 300	9	13:55.699	1:07.175	1:30.916	5	144
32	520		Shelby TURNER (QLD) / Pro Cycle Dyno / M-cycle Exhaust Professionals / KFM Smash Repairs	U300	Kawasaki EX 300	9	14:20.715	1:32.191	1:33.528	2	149
33	22	D	Keegan PICKERING (NSW) / Maroochydore Beach Motel / Earmould Aust / West Sliders	U300	Kawasaki EX 300	8	13:00.510	1 Lap	1:35.789	2	146
34	333	B	Yanni SHAW (NSW) / Bcperformance Junior Team / Landscapesupplies.com.au / IPONE	U300	Kawasaki EX 300	8	13:27.495	1 Lap	1:27.443	6	149
DNF	10	J	Callum O'BRIEN (WA) / Clean Ride Racing	O300	KTM RC 390	6	10:59.170	3 Laps	1:28.483	4	152
DNF	54		Jason WHITEHEAD (QLD) / Emma	U300	Kawasaki EX 300	0		9 Laps			109

Fastest Lap was 1:23.281 by Zac LEVY (QLD)

The results are provisional until the end of the time limit for protests and appeals.


 Chief Time Keeper - Scott Laing


 Clerk of Course - Tom Williams



Computime Race Timing Systems Pty Ltd © 1996
 Licensed to Computime Race Timing Systems

www.computime.com.au

COMPUTIME RACE TIMING SYSTEMS PTY LTD



ASBK.COM.AU f t i y

Round 5 : Morgan Park Raceway : August 25 - 27

HI-TEC BATTERIES AUSTRALIAN SUPERSPORT 300 CHAMPIONSHIP

Race 3


Date: 27/08/17
 Event: R13
 Weather: Partly cloudy - 20.1C
 Track: Dry - Temp: 33.6C


Started at: 14:49:14
 Laps: 9
 Starters: 36
 Printed at: 15:10

PROVISIONAL LAP TIMES

No	Name	Lap 1	Lap 2	Lap 3	Lap 4	Lap 5	Lap 6	Lap 7	Lap 8	Lap 9
1	Brandon DEMMERY (NSW)	1:33.005	1:26.833	1:26.555	1:25.977	1:26.412	1:26.785	1:26.012	1:26.138	1:26.311
10	Callum O'BRIEN (WA)	1:37.946	1:28.569	1:28.957	1:28.483	1:28.792	3:26.423			
14	Broc PEARSON (QLD)	1:32.158	1:25.195	1:25.188	1:25.104	1:24.495	1:24.525	1:24.169	1:23.687	1:24.870
15	Bronson PICKETT (WA)	1:39.643	1:28.780	1:30.533	1:29.393	1:28.848	1:29.105	1:28.996	1:29.414	1:31.433
20	Hunter FORD (NSW)	1:33.048	1:26.343	1:26.043	1:26.069	1:26.553	1:26.931	1:26.599	1:26.159	1:26.319
21	Jarred BROOK (QLD)	1:33.917	1:26.111	1:26.516	1:25.948	1:26.588	1:26.588	1:27.060	1:25.918	1:27.113
22	Keegan PICKERING (NSW)	1:45.821	1:35.789	1:36.544	1:36.077	1:36.483	1:36.675	1:36.189	1:36.932	
24	Ben BRAMICH (VIC)	1:35.914	1:26.733	1:26.950	1:26.174	1:26.513	1:26.790	1:26.953	1:26.383	1:26.084
28	Tayla RELPH (QLD)	1:35.347	1:26.884	1:27.495	1:27.020	1:26.965	1:26.721	1:26.714	1:25.951	1:26.667
29	Billy VAN EERDE (NSW)	1:30.542	1:25.504	1:25.933	1:24.477	1:24.236	1:24.187	1:24.828	1:24.635	1:24.182
33	Reid BATTYE (NSW)	1:30.295	1:25.882	1:25.608	1:25.768	1:24.474	1:24.599	1:24.254	1:24.212	1:25.357
34	Boyd HOCKING (VIC)	1:39.374	1:28.896	1:29.743	1:29.008	1:28.559	1:29.121	1:29.027	1:28.307	1:29.859
37	Jack MAHAFFY (VIC)	1:30.351	1:26.236	1:25.158	1:24.368	1:24.369	1:24.571	1:24.801	1:24.412	1:42.656
41	Max CROKER (NSW)	1:32.163	1:25.605	1:24.934	1:25.338	1:24.644	1:24.269	1:24.753	1:24.866	1:25.490
44	Tom BRAMICH (VIC)	1:32.095	1:26.200	1:25.520	1:25.343	1:25.233	1:26.302	1:26.848	1:26.839	1:27.037
48	Shami PINFOLD (QLD)	1:37.398	1:28.806	1:29.344	1:29.463	1:28.323	1:28.888	1:28.809	1:29.180	1:28.527
57	Seth CRUMP (QLD)	1:32.942	1:25.923	1:26.378	1:26.697	1:26.657	1:26.833	1:27.146	1:25.957	1:27.140
58	Mitch KUHNE (QLD)	1:36.074	1:28.451	1:28.352	1:28.297	1:27.536	1:27.749	1:27.171	1:27.273	1:28.683
65	Jonah SITA (WA)	1:38.836	1:28.770	1:30.777	1:29.276	1:28.691	1:28.321	1:28.379	1:28.326	1:27.295
66	Joel KELSO (NT)	1:34.233	1:26.053	1:26.599	1:25.981	1:26.126	1:25.954	1:26.564	1:26.439	1:26.104
70	Troy RYAN (NSW)	1:40.472	1:30.654	1:30.881	1:30.929	1:30.858	1:30.647	1:29.775	1:29.159	1:30.077
71	Tommy EDWARDS (NSW)	1:32.163	1:24.613	1:25.441	1:25.130	1:24.005	1:23.799	1:24.606	1:24.448	1:24.464
83	Lachlan EPIS (NSW)	1:30.967	1:25.650	1:25.571	1:25.730	1:24.851	1:24.575	1:24.473	1:59.785	1:36.636
86	Oliver BAYLISS (QLD)	1:30.251	1:25.853	1:25.619	1:25.019	1:25.017	1:24.660	1:24.541	1:23.723	1:24.875
87	Zac LEVY (QLD)	1:31.330	1:25.399	1:25.294	1:25.367	1:24.398	1:25.123	1:24.810	1:23.281	1:24.695
93	Drew SELLS (VIC)	1:36.718	1:28.078	1:28.798	1:28.041	1:27.538	1:27.632	1:27.310	1:27.006	1:28.640
97	Peter NERLICH (VIC)	1:40.807	1:30.405	1:30.906	1:30.956	1:30.726	1:29.338	1:29.838	1:29.397	1:29.299
115	Rogan CHANDLER (NZ)	1:33.556	1:26.312	1:26.571	1:26.426	1:26.382	1:26.625	1:26.634	1:25.875	1:26.025
131	Ross BEAMES (QLD)	1:39.854	1:29.514	1:29.298	1:29.183	1:29.287	1:28.861	1:28.097	1:28.368	1:29.549
151	Locky TAYLOR (QLD)	1:31.845	1:25.410	1:25.806	1:25.512	1:25.036	1:25.043	1:25.245	1:25.341	1:25.636
152	Danyon TURNER (QLD)	1:36.618	1:27.745	1:28.417	1:28.021	1:27.773	1:27.485	1:27.474	1:27.355	1:28.445
333	Yanni SHAW (NSW)	1:40.941	1:27.616	1:28.465	1:32.539	2:55.448	1:27.443	1:27.473	1:27.570	
337	Gregory FARRELL (NSW)	1:42.587	1:32.832	1:31.843	1:31.390	1:30.916	1:31.375	1:31.580	1:31.673	1:31.503
355	Laura BROWN (NSW)	1:38.084	1:29.500	1:30.735	1:29.347	1:29.164	1:29.057	1:28.008	1:28.193	1:29.824
520	Shelby TURNER (QLD)	1:41.659	1:33.528	1:34.253	1:34.826	1:34.900	1:34.631	1:34.919	1:35.398	1:36.601

The results are provisional until the end of the time limit for protests and appeals.


 Chief Time Keeper - Scott Laing


 Clerk of Course - Tom Williams



Computime Race Timing Systems Pty Ltd © 1996
 Licensed to Computime Race Timing Systems

www.computime.com.au

COMPUTIME RACE TIMING SYSTEMS PTY LTD





ASBK.COM.AU f t i y

Round 5 : Morgan Park Raceway : August 25 - 27

HI-TEC BATTERIES AUSTRALIAN SUPERSPORT 300 CHAMPIONSHIP

Race 3

Date: 27/08/17
 Event: R13
 Weather: Partly cloudy - 20.1C
 Track: Dry - Temp: 33.6C

Started at: 14:49:14
 Laps: 9
 Starters: 36
 Printed at: 15:10

PROVISIONAL SPLIT TIMES

Lap	Split 1	Split 2	Split 3	Lap Time	Spd	Lap	Split 1	Split 2	Split 3	Lap Time	Spd
1 Brandon DEMMERY (NSW) (10th)						9	31.111	31.695	28.627	1:31.433	145
1	36.767	29.847	26.391	1:33.005	95						
2	30.125	29.961	26.747	1:26.833	156						
3	29.847	29.930	26.778	1:26.555	147						
4	29.629	29.897	26.451	1:25.977	151						
5	29.747	29.897	26.768	1:26.412	151						
6	29.876	30.040	26.869	1:26.785	154						
7	29.772	30.063	26.177	1:26.012	156						
8	29.707	29.968	26.463	1:26.138	154						
9	29.680	30.152	26.479	1:26.311	150						
10 Callum O'BRIEN (WA) (DNF)											
1	39.299	30.849	27.798	1:37.946	106						
2	31.131	30.242	27.196	1:28.569	152						
3	30.922	30.321	27.714	1:28.957	148						
4	30.774	30.173	27.536	1:28.483	150						
5	30.987	30.382	27.423	1:28.792	148						
6	30.738	2:11.543	44.142	3:26.423 P	150						
14 Broc PEARSON (QLD) (3rd)											
1	35.921	29.762	26.475	1:32.158	78						
2	29.755	29.325	26.115	1:25.195	153						
3	29.477	29.599	26.112	1:25.188	155						
4	29.979	29.179	25.946	1:25.104	157						
5	29.300	29.386	25.809	1:24.495	159						
6	29.118	29.299	26.108	1:24.525	159						
7	29.262	29.218	25.689	1:24.169	153						
8	28.629	29.320	25.738	1:23.687	155						
9	29.765	29.372	25.733	1:24.870	159						
15 Bronson PICKETT (WA) (27th)											
1	40.471	31.447	27.725	1:39.643	99						
2	30.724	30.794	27.262	1:28.780	147						
3	31.400	31.548	27.585	1:30.533	145						
4	30.739	30.521	28.133	1:29.393	147						
5	30.819	30.727	27.302	1:28.848	147						
6	30.951	30.801	27.353	1:29.105	145						
7	30.739	30.966	27.291	1:28.996	150						
8	30.638	30.776	28.000	1:29.414	146						
20 Hunter FORD (NSW) (12th)											
1	36.891	29.832	26.325	1:33.048	96						
2	30.051	29.824	26.468	1:26.343	156						
3	29.857	29.673	26.513	1:26.043	146						
4	29.464	29.926	26.679	1:26.069	151						
5	29.835	30.215	26.503	1:26.553	147						
6	29.977	30.138	26.816	1:26.931	147						
7	29.948	30.150	26.501	1:26.599	146						
8	29.944	29.859	26.356	1:26.159	148						
9	29.991	29.873	26.455	1:26.319	149						
21 Jarred BROOK (QLD) (15th)											
1	37.341	29.948	26.628	1:33.917	96						
2	29.963	29.714	26.434	1:26.111	156						
3	30.146	29.627	26.743	1:26.516	155						
4	29.731	29.766	26.451	1:25.948	157						
5	29.751	29.948	26.889	1:26.588	156						
6	29.848	29.870	26.870	1:26.588	155						
7	29.895	30.232	26.933	1:27.060	156						
8	29.789	29.600	26.529	1:25.918	158						
9	29.907	30.225	26.981	1:27.113	159						
22 Keegan PICKERING (NSW) (33th)											
1	43.226	32.703	29.892	1:45.821	113						
2	33.387	32.449	29.953	1:35.789	145						
3	33.873	32.793	29.878	1:36.544	138						
4	33.681	32.591	29.805	1:36.077	145						
5	33.247	32.833	30.403	1:36.483	146						
6	33.479	33.015	30.181	1:36.675	145						
7	33.717	32.644	29.828	1:36.189	144						
8	34.078	32.784	30.070	1:36.932	145						
24 Ben BRAMICH (VIC) (17th)											
1	38.269	30.614	27.031	1:35.914	105						
2	30.177	29.759	26.797	1:26.733	154						
3	30.093	30.120	26.737	1:26.950	149						
4	29.726	29.765	26.683	1:26.174	152						

Scott Laing
 Chief Time Keeper - Scott Laing

Tom Williams
 Clerk of Course - Tom Williams



Computime Race Timing Systems Pty Ltd © 1996
 Licensed to Computime Race Timing Systems

www.computime.com.au

COMPUTIME RACE TIMING SYSTEMS PTY LTD



ASBK.COM.AU f t i y

Round 5 : Morgan Park Raceway : August 25 - 27

HI-TEC BATTERIES AUSTRALIAN SUPERSPORT 300 CHAMPIONSHIP

Race 3

Date: 27/08/17
 Event: R13
 Weather: Partly cloudy - 20.1C
 Track: Dry - Temp: 33.6C

Started at: 14:49:14
 Laps: 9
 Starters: 36
 Printed at: 15:10

PROVISIONAL SPLIT TIMES

Lap	Split 1	Split 2	Split 3	Lap Time	Spd	Lap	Split 1	Split 2	Split 3	Lap Time	Spd
5	30.058	29.868	26.587	1:26.513	150	34 Boyd HOCKING (VIC) (24th)					
6	30.134	29.918	26.738	1:26.790	151	1	39.938	31.622	27.814	1:39.374	107
7	30.109	29.990	26.854	1:26.953	150	2	30.471	30.402	28.023	1:28.896	147
8	29.854	29.766	26.763	1:26.383	151	3	31.239	30.723	27.781	1:29.743	144
9	30.183	29.522	26.379	1:26.084	152	4	30.315	30.382	28.311	1:29.008	144
28 Tayla RELPH (QLD) (18th)						5	30.449	30.416	27.694	1:28.559	144
1	38.147	30.499	26.701	1:35.347	105	6	30.945	30.533	27.643	1:29.121	145
2	29.883	30.269	26.732	1:26.884	148	7	31.133	30.433	27.461	1:29.027	143
3	30.243	30.291	26.961	1:27.495	142	8	30.256	30.278	27.773	1:28.307	146
4	30.005	30.227	26.788	1:27.020	144	9	31.580	30.537	27.742	1:29.859	149
5	29.942	30.398	26.625	1:26.965	144	37 Jack MAHAFFY (VIC) (16th)					
6	29.734	30.324	26.663	1:26.721	144	1	34.749	29.429	26.173	1:30.351	77
7	29.881	30.361	26.472	1:26.714	144	2	29.673	29.719	26.844	1:26.236	153
8	29.513	30.073	26.365	1:25.951	147	3	29.428	29.463	26.267	1:25.158	152
9	29.875	30.155	26.637	1:26.667	147	4	29.281	29.238	25.849	1:24.368	154
29 Billy VAN EERDE (NSW) (1st)						5	29.249	29.331	25.789	1:24.369	152
1	34.681	29.599	26.262	1:30.542	76	6	29.020	29.223	26.328	1:24.571	152
2	29.870	29.052	26.582	1:25.504	158	7	29.755	28.973	26.073	1:24.801	156
3	29.522	30.108	26.303	1:25.933	151	8	29.015	29.330	26.067	1:24.412	161
4	29.737	28.797	25.943	1:24.477	156	9	47.313	29.600	25.743	1:42.656	153
5	29.493	28.877	25.866	1:24.236	156	41 Max CROKER (NSW) (7th)					
6	29.156	28.798	26.233	1:24.187	157	1	35.706	29.959	26.498	1:32.163	92
7	29.521	29.226	26.081	1:24.828	154	2	30.043	29.435	26.127	1:25.605	151
8	29.482	29.220	25.933	1:24.635	153	3	29.538	29.236	26.160	1:24.934	156
9	29.524	28.695	25.963	1:24.182	160	4	30.101	29.215	26.022	1:25.338	162
33 Reid BATTYE (NSW) (6th)						5	29.371	29.235	26.038	1:24.644	159
1	34.481	29.624	26.190	1:30.295	69	6	28.895	29.065	26.309	1:24.269	159
2	29.437	29.904	26.541	1:25.882	152	7	29.217	29.221	26.315	1:24.753	157
3	29.596	29.591	26.421	1:25.608	155	8	29.300	29.166	26.400	1:24.866	155
4	29.713	29.841	26.214	1:25.768	150	9	29.597	29.539	26.354	1:25.490	155
5	29.223	29.457	25.794	1:24.474	157	44 Tom BRAMICH (VIC) (9th)					
6	29.049	29.349	26.201	1:24.599	156	1	35.598	29.966	26.531	1:32.095	85
7	29.064	29.375	25.815	1:24.254	154	2	30.046	29.514	26.640	1:26.200	154
8	29.197	29.368	25.647	1:24.212	151	3	29.565	29.585	26.370	1:25.520	151
9	29.929	29.513	25.915	1:25.357	158	4	29.338	29.589	26.416	1:25.343	152
						5	29.285	29.598	26.350	1:25.233	153

Scott Laing
 Chief Time Keeper - Scott Laing

Tom Williams
 Clerk of Course - Tom Williams



Computime Race Timing Systems Pty Ltd © 1996
 Licensed to Computime Race Timing Systems

www.computime.com.au

COMPUTIME RACE TIMING SYSTEMS PTY LTD



ASBK.COM.AU f t i y

Round 5 : Morgan Park Raceway : August 25 - 27

HI-TEC BATTERIES AUSTRALIAN SUPERSPORT 300 CHAMPIONSHIP

Race 3

Date: 27/08/17
 Event: R13
 Weather: Partly cloudy - 20.1C
 Track: Dry - Temp: 33.6C

Started at: 14:49:14
 Laps: 9
 Starters: 36
 Printed at: 15:10

PROVISIONAL SPLIT TIMES

Lap	Split 1	Split 2	Split 3	Lap Time	Spd	Lap	Split 1	Split 2	Split 3	Lap Time	Spd
6	29.367	30.160	26.775	1:26.302	153	1	40.479	30.964	27.393	1:38.836	112
7	29.963	29.989	26.896	1:26.848	149	2	30.849	30.528	27.393	1:28.770	148
8	30.043	29.983	26.813	1:26.839	149	3	32.310	30.933	27.534	1:30.777	147
9	30.082	30.104	26.851	1:27.037	148	4	30.809	30.474	27.993	1:29.276	152
						5	30.864	30.552	27.275	1:28.691	145
						6	30.760	30.515	27.046	1:28.321	147
48 Sharni PINFOLD (QLD) (23th)						7	30.967	30.344	27.068	1:28.379	146
1	39.002	30.734	27.662	1:37.398	104	8	30.570	30.404	27.352	1:28.326	148
2	30.741	30.601	27.464	1:28.806	148	9	30.320	30.468	26.507	1:27.295	147
3	30.767	30.865	27.712	1:29.344	142						
4	31.017	30.535	27.911	1:29.463	145	66 Joel KELSO (NT) (11th)					
5	30.537	30.519	27.267	1:28.323	143	1	38.019	29.804	26.410	1:34.233	94
6	30.497	30.999	27.392	1:28.888	146	2	29.898	29.755	26.400	1:26.053	155
7	30.777	30.859	27.173	1:28.809	144	3	30.132	29.497	26.970	1:26.599	153
8	30.567	30.852	27.761	1:29.180	145	4	30.113	29.589	26.279	1:25.981	156
9	30.423	30.771	27.333	1:28.527	149	5	30.027	29.433	26.666	1:26.126	151
						6	29.807	29.629	26.518	1:25.954	157
57 Seth CRUMP (QLD) (14th)						7	30.022	30.023	26.519	1:26.564	150
1	36.485	29.655	26.802	1:32.942	92	8	29.943	29.925	26.571	1:26.439	151
2	29.621	29.486	26.816	1:25.923	159	9	29.711	29.870	26.523	1:26.104	157
3	29.812	29.568	26.998	1:26.378	152						
4	29.899	29.826	26.972	1:26.697	154	70 Troy RYAN (NSW) (30th)					
5	30.073	29.681	26.903	1:26.657	151	1	41.094	31.406	27.972	1:40.472	110
6	29.841	29.614	27.378	1:26.833	155	2	31.686	30.917	28.051	1:30.654	148
7	29.795	30.329	27.022	1:27.146	156	3	31.278	31.165	28.438	1:30.881	141
8	29.457	29.534	26.966	1:25.957	158	4	31.364	31.181	28.384	1:30.929	144
9	29.703	30.416	27.021	1:27.140	160	5	31.093	31.152	28.613	1:30.858	145
						6	31.215	31.182	28.250	1:30.647	143
58 Mitch KUHNE (QLD) (20th)						7	31.195	31.002	27.578	1:29.775	145
1	37.770	30.885	27.419	1:36.074	98	8	30.756	30.639	27.764	1:29.159	147
2	30.679	30.876	26.896	1:28.451	147	9	30.582	31.041	28.454	1:30.077	146
3	30.651	30.748	26.953	1:28.352	146						
4	30.641	30.752	26.904	1:28.297	150	71 Tommy EDWARDS (NSW) (2nd)					
5	30.275	30.518	26.743	1:27.536	147	1	36.096	29.848	26.219	1:32.163	95
6	30.422	30.510	26.817	1:27.749	150	2	29.271	29.142	26.200	1:24.613	157
7	29.984	30.397	26.790	1:27.171	147	3	29.901	29.400	26.140	1:25.441	158
8	30.164	30.176	26.933	1:27.273	152	4	30.023	29.108	25.999	1:25.130	157
9	30.840	30.697	27.146	1:28.683	145	5	28.950	29.093	25.962	1:24.005	153
						6	28.895	29.073	25.831	1:23.799	155
65 Jonah SITA (WA) (22th)											

Scott Laing
 Chief Time Keeper - Scott Laing

Tom Williams
 Clerk of Course - Tom Williams



Computime Race Timing Systems Pty Ltd © 1996
 Licensed to Computime Race Timing Systems

www.computime.com.au

COMPUTIME RACE TIMING SYSTEMS PTY LTD



ASBK.COM.AU f t i y

Round 5 : Morgan Park Raceway : August 25 - 27

HI-TEC BATTERIES AUSTRALIAN SUPERSPORT 300 CHAMPIONSHIP

Race 3

Date: 27/08/17
 Event: R13
 Weather: Partly cloudy - 20.1C
 Track: Dry - Temp: 33.6C

Started at: 14:49:14
 Laps: 9
 Starters: 36
 Printed at: 15:10

PROVISIONAL SPLIT TIMES

Lap	Split 1	Split 2	Split 3	Lap Time	Spd	Lap	Split 1	Split 2	Split 3	Lap Time	Spd
7	29.534	29.013	26.059	1:24.606	160	2	30.523	30.559	26.996	1:28.078	150
8	29.277	29.127	26.044	1:24.448	155	3	30.783	30.699	27.316	1:28.798	147
9	29.412	29.087	25.965	1:24.464	154	4	30.497	30.687	26.857	1:28.041	148
83 Lachlan EPIS (NSW) (28th)						5	30.309	30.450	26.779	1:27.538	148
1	35.100	29.531	26.336	1:30.967	79	6	30.314	30.562	26.756	1:27.632	148
2	29.629	29.256	26.765	1:25.650	152	7	30.080	30.450	26.780	1:27.310	149
3	29.836	29.580	26.155	1:25.571	154	8	29.934	30.391	26.681	1:27.006	148
4	30.215	29.454	26.061	1:25.730	154	9	31.008	30.630	27.002	1:28.640	151
5	29.257	29.883	25.711	1:24.851	153	97 Peter NERLICH (VIC) (29th)					
6	29.254	29.342	25.979	1:24.575	158	1	41.308	31.568	27.931	1:40.807	106
7	29.332	29.184	25.957	1:24.473	153	2	31.540	30.929	27.936	1:30.405	144
8	29.359	29.207	1:01.219	1:59.785	155	3	31.393	31.030	28.483	1:30.906	141
9	33.670	32.985	29.981	1:36.636	141	4	31.415	31.177	28.364	1:30.956	146
86 Oliver BAYLISS (QLD) (4th)						5	31.122	31.105	28.499	1:30.726	147
1	34.219	29.804	26.228	1:30.251	70	6	30.917	30.932	27.489	1:29.338	145
2	29.601	29.608	26.644	1:25.853	151	7	31.030	30.948	27.860	1:29.838	145
3	29.801	29.473	26.345	1:25.619	151	8	30.934	31.129	27.334	1:29.397	144
4	29.540	29.336	26.143	1:25.019	151	9	30.714	30.997	27.588	1:29.299	144
5	29.442	29.351	26.224	1:25.017	154	115 Rogan CHANDLER (NZ) (13th)					
6	28.886	29.398	26.376	1:24.660	154	1	37.180	29.762	26.614	1:33.556	94
7	29.396	29.483	25.662	1:24.541	153	2	29.851	29.835	26.626	1:26.312	152
8	28.816	29.238	25.669	1:23.723	157	3	30.098	29.735	26.738	1:26.571	146
9	29.799	29.267	25.809	1:24.875	160	4	30.099	29.695	26.632	1:26.426	148
87 Zac LEVY (QLD) (5th)						5	29.742	29.731	26.909	1:26.382	149
1	35.320	29.545	26.465	1:31.330	85	6	29.858	29.951	26.816	1:26.625	155
2	29.421	29.407	26.571	1:25.399	153	7	29.849	29.995	26.790	1:26.634	152
3	29.426	29.429	26.439	1:25.294	155	8	29.765	29.650	26.460	1:25.875	149
4	29.914	29.309	26.144	1:25.367	154	9	29.605	29.923	26.497	1:26.025	152
5	29.089	29.227	26.082	1:24.398	153	131 Ross BEAMES (QLD) (26th)					
6	29.093	29.363	26.667	1:25.123	154	1	40.648	31.677	27.529	1:39.854	107
7	29.390	29.328	26.092	1:24.810	156	2	31.144	30.975	27.395	1:29.514	150
8	28.973	29.005	25.303	1:23.281	155	3	31.054	30.826	27.418	1:29.298	142
9	29.643	29.227	25.825	1:24.695	161	4	30.858	30.592	27.733	1:29.183	150
93 Drew SELLS (VIC) (21th)						5	31.085	30.745	27.457	1:29.287	151
1	38.862	30.509	27.347	1:36.718	93	6	30.802	30.771	27.288	1:28.861	148
						7	30.774	30.275	27.048	1:28.097	145

Scott Laing
 Chief Time Keeper - Scott Laing

Tom Williams
 Clerk of Course - Tom Williams



Computime Race Timing Systems Pty Ltd © 1996
 Licensed to Computime Race Timing Systems

www.computime.com.au

COMPUTIME RACE TIMING SYSTEMS PTY LTD



ASBK.COM.AU f t i y

Round 5 : Morgan Park Raceway : August 25 - 27

HI-TEC BATTERIES AUSTRALIAN SUPERSPORT 300 CHAMPIONSHIP

Race 3

Date: 27/08/17
 Event: R13
 Weather: Partly cloudy - 20.1C
 Track: Dry - Temp: 33.6C

Started at: 14:49:14
 Laps: 9
 Starters: 36
 Printed at: 15:10

PROVISIONAL SPLIT TIMES

Lap	Split 1	Split 2	Split 3	Lap Time	Spd	Lap	Split 1	Split 2	Split 3	Lap Time	Spd
8	30.702	30.284	27.382	1:28.368	151	337 Gregory FARRELL (NSW) (31th)					
9	31.736	30.558	27.255	1:29.549	151	1	42.050	32.023	28.514	1:42.587	106
151 Locky TAYLOR (QLD) (8th)						2	31.742	31.929	29.161	1:32.832	144
1	35.156	29.973	26.716	1:31.845	78	3	31.854	31.349	28.640	1:31.843	142
2	29.777	29.302	26.331	1:25.410	153	4	31.792	31.288	28.310	1:31.390	140
3	29.835	29.830	26.141	1:25.806	153	5	31.444	31.411	28.061	1:30.916	143
4	29.917	29.279	26.316	1:25.512	157	6	31.615	31.569	28.191	1:31.375	143
5	29.235	29.346	26.455	1:25.036	152	7	31.628	31.864	28.088	1:31.580	141
6	29.201	29.279	26.563	1:25.043	153	8	31.545	31.803	28.325	1:31.673	142
7	29.477	29.343	26.425	1:25.245	152	9	31.569	31.503	28.431	1:31.503	143
8	29.376	29.427	26.538	1:25.341	152	355 Laura BROWN (NSW) (25th)					
9	29.374	29.819	26.443	1:25.636	150	1	39.596	31.244	27.244	1:38.084	100
152 Danyon TURNER (QLD) (19th)						2	31.273	30.631	27.596	1:29.500	153
1	39.095	30.606	26.917	1:36.618	108	3	31.549	31.334	27.852	1:30.735	144
2	30.416	30.411	26.918	1:27.745	152	4	30.649	30.502	28.196	1:29.347	149
3	30.998	30.470	26.949	1:28.417	144	5	31.184	30.683	27.297	1:29.164	143
4	30.571	30.456	26.994	1:28.021	146	6	30.874	30.684	27.499	1:29.057	150
5	30.453	30.459	26.861	1:27.773	145	7	30.511	30.294	27.203	1:28.008	149
6	30.426	30.210	26.849	1:27.485	146	8	30.466	30.530	27.197	1:28.193	149
7	30.231	30.414	26.829	1:27.474	146	9	31.830	30.534	27.460	1:29.824	154
8	30.060	30.186	27.109	1:27.355	147	520 Shelby TURNER (QLD) (32th)					
9	30.978	30.554	26.913	1:28.445	144	1	41.437	31.814	28.408	1:41.659	113
333 Yanni SHAW (NSW) (34th)						2	32.480	32.019	29.029	1:33.528	149
1	42.309	31.357	27.275	1:40.941		3	32.958	32.259	29.036	1:34.253	141
2	30.497	30.331	26.788	1:27.616	149	4	32.835	32.809	29.182	1:34.826	142
3	30.849	30.865	26.751	1:28.465	148	5	33.035	32.666	29.199	1:34.900	141
4	29.863	31.287	31.389	1:32.539 P	144	6	32.763	32.697	29.171	1:34.631	141
5	1:57.656	30.889	26.903	2:55.448		7	32.946	32.711	29.262	1:34.919	139
6	30.286	30.585	26.572	1:27.443	148	8	32.897	33.111	29.390	1:35.398	138
7	29.936	30.186	27.351	1:27.473	146	9	33.537	33.118	29.946	1:36.601	137
8	30.018	30.635	26.917	1:27.570	144						

The results are provisional until the end of the time limit for protests and appeals.

Scott Laing
 Chief Time Keeper - Scott Laing

Tom Williams
 Clerk of Course - Tom Williams



Computime Race Timing Systems Pty Ltd © 1996
 Licensed to Computime Race Timing Systems

www.computime.com.au

COMPUTIME RACE TIMING SYSTEMS PTY LTD



ASBK.COM.AU f t i y

Round 5 : Morgan Park Raceway : August 25 - 27

HI-TEC BATTERIES AUSTRALIAN SUPERSPORT 300 CHAMPIONSHIP

Race 3

Date: 27/08/17
 Event: R13
 Weather: Partly cloudy - 20.1C
 Track: Dry - Temp: 33.6C

Started at: 14:49:14
 Laps: 9
 Starters: 36
 Printed at: 15:10

PROVISIONAL FASTEST LAPS SEQUENCE

Lap	Race Pos	No	Name	Machine	Fastest Lap	On Lap
1	1	86	Oliver BAYLISS (QLD)	Kawasaki EX 300	1:30.251	1
2	1	29	Billy VAN EERDE (NSW)	KTM RC 390	1:25.504	2
2	6	87	Zac LEVY (QLD)	Yamaha R3 321	1:25.399	2
2	7	71	Tommy EDWARDS (NSW)	Yamaha R3 321	1:24.613	2
4	1	37	Jack MAHAFFY (VIC)	Yamaha R3 321	1:24.368	4
5	2	29	Billy VAN EERDE (NSW)	KTM RC 390	1:24.236	5
5	3	71	Tommy EDWARDS (NSW)	Yamaha R3 321	1:24.005	5
6	3	71	Tommy EDWARDS (NSW)	Yamaha R3 321	1:23.799	6
8	4	14	Broc PEARSON (QLD)	Yamaha R3 321	1:23.687	8
8	6	87	Zac LEVY (QLD)	Yamaha R3 321	1:23.281	8

The results are provisional until the end of the time limit for protests and appeals.

Scott Laing
 Chief Time Keeper - Scott Laing

Tom Williams
 Clerk of Course - Tom Williams



Computime Race Timing Systems Pty Ltd © 1996
 Licensed to Computime Race Timing Systems

www.computime.com.au

COMPUTIME RACE TIMING SYSTEMS PTY LTD



ASBK.COM.AU f t i y

Round 5 : Morgan Park Raceway : August 25 - 27

HI-TEC BATTERIES AUSTRALIAN SUPERSPORT 300 CHAMPIONSHIP

Race 3

Date: 27/08/17
 Event: R13
 Weather: Partly cloudy - 20.1C
 Track: Dry - Temp: 33.6C

Started at: 14:49:14
 Laps: 9
 Starters: 36
 Printed at: 15:10

PROVISIONAL LAP SHEET

No	Lap Time	Gap	No	Lap Time	Gap	No	Lap Time	Gap	No	Lap Time	Gap	No	Lap Time	Gap
Lap 1			22	1:45.821	15.570	337	1:32.832	19.373	337	1:31.843	25.539	97	1:30.956	26.961
86	1:30.251		Lap 2			22	1:35.789	25.564	520	1:34.253	27.717	337	1:31.390	32.539
33	1:30.295	.044	29	1:25.504		Lap 3			22	1:36.544	36.431	520	1:34.826	38.153
37	1:30.351	.100	86	1:25.853	.058	86	1:25.619		Lap 4			22	1:36.077	48.118
29	1:30.542	.291	33	1:25.882	.131	37	1:25.158	.022	37	1:24.368		Lap 5		
83	1:30.967	.716	37	1:26.236	.541	33	1:25.608	.062	29	1:24.477	.343	37	1:24.369	
87	1:31.330	1.079	83	1:25.650	.571	29	1:25.933	.256	86	1:25.019	.629	29	1:24.236	.210
151	1:31.845	1.594	87	1:25.399	.683	87	1:25.294	.300	71	1:25.130	1.234	71	1:24.005	.870
44	1:32.095	1.844	71	1:24.613	.730	83	1:25.571	.465	87	1:25.367	1.277	86	1:25.017	1.277
14	1:32.158	1.907	151	1:25.410	1.209	71	1:25.441	.494	33	1:25.768	1.440	87	1:24.398	1.306
71	1:32.163	1.912	14	1:25.195	1.307	14	1:25.188	.818	14	1:25.104	1.532	33	1:24.474	1.545
41	1:32.163	1.912	41	1:25.605	1.722	41	1:24.934	.979	83	1:25.730	1.805	14	1:24.495	1.658
57	1:32.942	2.691	44	1:26.200	2.249	151	1:25.806	1.338	41	1:25.338	1.927	41	1:24.644	2.202
1	1:33.005	2.754	57	1:25.923	2.819	44	1:25.520	2.092	151	1:25.512	2.460	83	1:24.851	2.287
20	1:33.048	2.797	20	1:26.343	3.345	57	1:26.378	3.520	44	1:25.343	3.045	151	1:25.036	3.127
115	1:33.556	3.305	1	1:26.833	3.792	20	1:26.043	3.711	20	1:26.069	5.390	44	1:25.233	3.909
21	1:33.917	3.666	115	1:26.312	3.822	1	1:26.555	4.670	57	1:26.697	5.827	20	1:26.553	7.574
66	1:34.233	3.982	21	1:26.111	3.982	115	1:26.571	4.716	1	1:25.977	6.257	57	1:26.657	8.115
28	1:35.347	5.096	66	1:26.053	4.240	21	1:26.516	4.821	21	1:25.948	6.379	1	1:26.412	8.300
24	1:35.914	5.663	28	1:26.884	6.185	66	1:26.599	5.162	115	1:26.426	6.752	66	1:26.126	8.510
58	1:36.074	5.823	24	1:26.733	6.601	24	1:26.950	7.874	66	1:25.981	6.753	21	1:26.588	8.598
152	1:36.618	6.367	152	1:27.745	8.317	28	1:27.495	8.003	24	1:26.174	9.658	115	1:26.382	8.765
93	1:36.718	6.467	58	1:28.451	8.479	152	1:28.417	11.057	28	1:27.020	10.633	24	1:26.513	11.802
48	1:37.398	7.147	93	1:28.078	8.750	58	1:28.352	11.154	152	1:28.021	14.688	28	1:26.965	13.229
10	1:37.946	7.695	48	1:28.806	10.158	93	1:28.798	11.871	58	1:28.297	15.061	152	1:27.773	18.092
355	1:38.084	7.833	10	1:28.569	10.469	10	1:28.957	13.749	93	1:28.041	15.522	58	1:27.536	18.228
65	1:38.836	8.585	355	1:29.500	11.538	48	1:29.344	13.825	10	1:28.483	17.842	93	1:27.538	18.691
34	1:39.374	9.123	65	1:28.770	11.560	333	1:28.465	15.299	48	1:29.463	18.898	10	1:28.792	22.265
15	1:39.643	9.392	34	1:28.896	12.224	34	1:29.743	16.290	34	1:29.008	20.908	48	1:28.323	22.852
131	1:39.854	9.603	15	1:28.780	12.377	355	1:30.735	16.596	65	1:29.276	21.546	34	1:28.559	25.098
70	1:40.472	10.221	333	1:27.616	12.511	65	1:30.777	16.660	355	1:29.347	21.553	65	1:28.691	25.868
97	1:40.807	10.556	131	1:29.514	13.322	131	1:29.298	16.943	131	1:29.183	21.736	355	1:29.164	26.348
333	1:40.941	10.690	70	1:30.654	15.080	15	1:30.533	17.233	15	1:29.393	22.236	131	1:29.287	26.654
520	1:41.659	11.408	97	1:30.405	15.166	70	1:30.881	20.284	333	1:32.539	23.448	15	1:28.848	26.715
337	1:42.587	12.336	520	1:33.528	19.141	97	1:30.906	20.395	70	1:30.929	26.823	70	1:30.858	33.312

Scott Laing
 Chief Time Keeper - Scott Laing

Tom Williams
 Clerk of Course - Tom Williams



Computime Race Timing Systems Pty Ltd © 1996
 Licensed to Computime Race Timing Systems

www.computime.com.au

COMPUTIME RACE TIMING SYSTEMS PTY LTD





ASBK.COM.AU f t i y

Round 5 : Morgan Park Raceway : August 25 - 27

HI-TEC BATTERIES AUSTRALIAN SUPERSPORT 300 CHAMPIONSHIP

Race 3

Date: 27/08/17
 Event: R13
 Weather: Partly cloudy - 20.1C
 Track: Dry - Temp: 33.6C

Started at: 14:49:14
 Laps: 9
 Starters: 36
 Printed at: 15:10

PROVISIONAL LAP SHEET

No	Lap Time	Gap	No	Lap Time	Gap	No	Lap Time	Gap	No	Lap Time	Gap	No	Lap Time	Gap
97	1:30.726	33.318	70	1:30.647	39.562	70	1:29.775	44.509	97	1:29.397	48.168	97	1:29.299	53.148
337	1:30.916	39.086	337	1:31.375	46.064	337	1:31.580	52.816	70	1:29.159	49.170	70	1:30.077	54.928
520	1:34.900	48.684	520	1:34.631	58.918	10	3:26.423	1 lap	337	1:31.673	59.991	337	1:31.503	1:07.175
22	1:36.483	1:00.232	22	1:36.675	1:12.510	520	1:34.919	1:09.009	520	1:35.398	1:19.909	520	1:36.601	1:32.191
						22	1:36.189	1:23.871						
Lap 6			Lap 7			Lap 8			Lap 9					
29	1:24.187		29	1:24.828		71	1:24.448		29	1:24.182		29	1:24.182	
37	1:24.571	.174	71	1:24.606	.050	37	1:24.412	.061	71	1:24.464	.145	71	1:24.464	.145
71	1:23.799	.272	37	1:24.801	.147	29	1:24.635	.137	14	1:24.870	.867	14	1:24.870	.867
86	1:24.660	1.540	14	1:24.169	1.127	14	1:23.687	.316	86	1:24.875	1.034	86	1:24.875	1.034
33	1:24.599	1.747	33	1:24.254	1.173	86	1:23.723	.478	87	1:24.695	1.173	87	1:24.695	1.173
14	1:24.525	1.786	86	1:24.541	1.253	87	1:23.281	.797	33	1:25.357	1.925	33	1:25.357	1.925
87	1:25.123	2.032	41	1:24.753	1.999	33	1:24.212	.887	41	1:25.490	3.538	41	1:25.490	3.538
41	1:24.269	2.074	87	1:24.810	2.014	41	1:24.866	2.367	151	1:25.636	6.350	151	1:25.636	6.350
83	1:24.575	2.465	83	1:24.473	2.110	151	1:25.341	5.033	22	1:36.932	1 lap	22	1:36.932	1 lap
151	1:25.043	3.773	151	1:25.245	4.190	44	1:26.839	10.175	44	1:27.037	12.893	44	1:27.037	12.893
44	1:26.302	5.814	44	1:26.848	7.834	1	1:26.138	13.512	1	1:26.311	15.504	1	1:26.311	15.504
66	1:25.954	10.067	66	1:26.564	11.803	20	1:26.159	13.540	66	1:26.104	15.529	66	1:26.104	15.529
20	1:26.931	10.108	1	1:26.012	11.872	66	1:26.439	13.744	20	1:26.319	15.540	20	1:26.319	15.540
57	1:26.833	10.551	20	1:26.599	11.879	115	1:25.875	14.176	115	1:26.025	15.882	115	1:26.025	15.882
1	1:26.785	10.688	115	1:26.634	12.799	57	1:25.957	14.328	57	1:27.140	17.149	57	1:27.140	17.149
21	1:26.588	10.789	57	1:27.146	12.869	21	1:25.918	14.441	21	1:27.113	17.235	21	1:27.113	17.235
115	1:26.625	10.993	21	1:27.060	13.021	24	1:26.383	18.205	37	1:42.656	18.398	37	1:42.656	18.398
24	1:26.790	14.195	24	1:26.953	16.320	28	1:25.951	18.892	24	1:26.084	19.970	24	1:26.084	19.970
28	1:26.721	15.553	28	1:26.714	17.439	152	1:27.355	26.683	28	1:26.667	21.240	28	1:26.667	21.240
152	1:27.485	21.180	152	1:27.474	23.826	58	1:27.273	26.698	152	1:28.445	30.809	152	1:28.445	30.809
58	1:27.749	21.580	58	1:27.171	23.923	93	1:27.006	26.916	58	1:28.683	31.062	58	1:28.683	31.062
93	1:27.632	21.926	93	1:27.310	24.408	333	1:27.473	1 lap	93	1:28.640	31.237	93	1:28.640	31.237
48	1:28.888	27.343	48	1:28.809	31.324	48	1:29.180	36.006	333	1:27.570	1 lap	333	1:27.570	1 lap
65	1:28.321	29.792	333	1:27.443	1 lap	65	1:28.326	37.171	65	1:27.295	40.147	65	1:27.295	40.147
34	1:29.121	29.822	65	1:28.379	33.343	83	1:59.785	37.397	48	1:28.527	40.214	48	1:28.527	40.214
333	2:55.448	1 lap	34	1:29.027	34.021	34	1:28.307	37.830	34	1:29.859	43.370	34	1:29.859	43.370
355	1:29.057	31.008	355	1:28.008	34.188	355	1:28.193	37.883	355	1:29.824	43.388	355	1:29.824	43.388
131	1:28.861	31.118	131	1:28.097	34.387	131	1:28.368	38.257	131	1:29.549	43.487	131	1:29.549	43.487
15	1:29.105	31.423	15	1:28.996	35.591	15	1:29.414	40.507	15	1:31.433	47.621	15	1:31.433	47.621
97	1:29.338	38.259	97	1:29.838	43.269				83	1:36.636	49.714	83	1:36.636	49.714

The results are provisional until the end of the time limit for protests and appeals.

Scott Laing
 Chief Time Keeper - Scott Laing

Tom Williams
 Clerk of Course - Tom Williams



Computime Race Timing Systems Pty Ltd © 1996
 Licensed to Computime Race Timing Systems

www.computime.com.au

COMPUTIME RACE TIMING SYSTEMS PTY LTD



ASBK.COM.AU f t i y

Round 5 : Morgan Park Raceway : August 25 - 27

HI-TEC BATTERIES AUSTRALIAN SUPERSPORT 300 CHAMPIONSHIP

Race 3

Date: 27/08/17
 Event: R13
 Weather: Partly cloudy - 20.1C
 Track: Dry - Temp: 33.6C

Started at: 14:49:14
 Laps: 9
 Starters: 36
 Printed at: 15:10

PROVISIONAL LAP CHART

Grid	1	2	3	4	5	6	7	8	9
86	86	29	86	37	37	29	29	71	29
33	33	86	37	29	29	37	71	37	71
29	37	33	33	86	71	71	37	29	14
151	29	37	29	71	86	86	14	14	86
37	83	83	87	87	87	33	33	86	87
83	87	87	83	33	33	14	86	87	33
14	151	71	71	14	14	87	41	33	41
87	44	151	14	83	41	41	87	41	151
44	14	14	41	41	83	83	83	151	44
333	71	41	151	151	151	151	151	44	1
41	41	44	44	44	44	44	44	1	66
57	57	57	57	20	20	66	66	20	20
23	1	20	20	57	57	20	1	66	115
66	20	1	1	1	1	57	20	115	57
71	115	115	115	21	66	1	115	57	21
1	21	21	21	115	21	21	57	21	37
21	66	66	66	66	115	115	21	24	24
20	28	28	24	24	24	24	24	28	28
115	24	24	28	28	28	28	28	152	152
93	58	152	152	152	152	152	152	58	58
12	152	58	58	58	58	58	58	93	93
58	93	93	93	93	93	93	93	48	65
117	48	48	10	10	10	48	48	65	48
355	10	10	48	48	48	65	65	83	34
24	355	355	333	34	34	34	34	34	355
15	65	65	34	65	65	355	355	355	131
10	34	34	355	355	355	131	131	131	15
48	15	15	65	131	131	15	15	15	83
28	131	333	131	15	15	97	97	97	97
152	70	131	15	333	70	70	70	70	70
34	97	70	70	70	97	337	337	337	337
97	333	97	97	97	337	520	520	520	520
131	520	520	337	337	520	22	22	22	
65	337	337	520	520	22	333	333	333	
54	22	22	22	22	333	10			
337									

The results are provisional until the end of the time limit for protests and appeals.

Scott Laing
 Chief Time Keeper - Scott Laing

Tom Williams
 Clerk of Course - Tom Williams



Computime Race Timing Systems Pty Ltd © 1996
 Licensed to Computime Race Timing Systems

www.computime.com.au

COMPUTIME RACE TIMING SYSTEMS PTY LTD



ASBK.COM.AU f t i y

Round 5 : Morgan Park Raceway : August 25 - 27

HI-TEC BATTERIES AUSTRALIAN SUPERSPORT 300 CHAMPIONSHIP

PROVISIONAL ROUND POINTS

HI-TEC BATTERIES AUSTRALIAN SUPERSPORT 300 CHAMPIONSHIP - OVER 300cc

Pos	Name	Machine	Rnd 5 Pole	Rnd 5 Race 1	Rnd 5 Race 2	Rnd 5 Race 3	Total
1	Tommy EDWARDS (NSW)	Yamaha	0	17	25	20	62
2	Zac LEVY (QLD)	Yamaha	0	18	16	17	51
3	Billy VAN EERDE (NSW)	KTM	0	25	0	25	50
4	Broc PEARSON (QLD)	Yamaha	0	15	17	18	50
5	Max CROKER (NSW)	KTM	0	16	18	16	50
6	Locky TAYLOR (QLD)	Yamaha	0	20	15	15	50
7	Seth CRUMP (QLD)	KTM	0	14	14	9	37
8	Joel KELSO (NT)	Yamaha	0	10	13	12	35
9	Brandon DEMMERY (NSW)	Yamaha	0	9	12	13	34
10	Hunter FORD (NSW)	Yamaha	0	11	11	11	33
11	Tom BRAMICH (VIC)	Yamaha	0	13	0	14	27
12	Jack MAHAFFY (VIC)	Yamaha	0	0	20	7	27
13	Rogan CHANDLER (NZ)	Yamaha	0	7	8	10	25
14	Ben BRAMICH (VIC)	Yamaha	0	8	10	6	24
15	Jarred BROOK (QLD)	KTM	0	12	0	8	20
16	Tayla RELPH (QLD)	Yamaha	0	5	9	5	19
17	Mitch KUHNE (QLD)	Yamaha	0	6	7	3	16
18	Danyon TURNER (QLD)	Yamaha	0	4	5	4	13
19	Callum O'BRIEN (WA)	KTM	0	1	6	0	7
20	Sharni PINFOLD (QLD)	Yamaha	0	3	2	1	6
21	Jonah SITA (WA)	Yamaha	0	2	0	2	4
22	Ross BEAMES (QLD)	Yamaha	0	0	4	0	4
23	Boyd HOCKING (VIC)	Yamaha	0	0	3	0	3
24	Troy RYAN (NSW)	Yamaha	0	0	1	0	1

HI-TEC BATTERIES AUSTRALIAN SUPERSPORT 300 CHAMPIONSHIP - UP TO 300cc

Pos	Name	Machine	Rnd 5 Pole	Rnd 5 Race 1	Rnd 5 Race 2	Rnd 5 Race 3	Total
1	Reid BATTYE (NSW)	Kawasaki	0	25	25	20	70
2	Lachlan EPIS (NSW)	Kawasaki	0	18	20	15	53
3	Drew SELLS (VIC)	Kawasaki	0	16	17	18	51
4	Laura BROWN (NSW)	Kawasaki	0	14	16	17	47
5	Oliver BAYLISS (QLD)	Kawasaki	1	20	0	25	46
6	Bronson PICKETT (WA)	Kawasaki	0	15	15	16	46
7	Yanni SHAW (NSW)	Kawasaki	0	17	18	10	45
8	Gregory FARRELL (NSW)	Kawasaki	0	11	13	13	37
9	Shelby TURNER (QLD)	Kawasaki	0	10	12	12	34
10	Peter NERLICH (VIC)	Kawasaki	0	12	0	14	26
11	Keegan PICKERING (NSW)	Kawasaki	0	0	11	11	22
12	Jason WHITEHEAD (QLD)	Kawasaki	0	0	14	0	14
13	Warwick NOWLAND (NSW)	Kawasaki	0	13	0	0	13

Scott Laing
 Chief Time Keeper - Scott Laing

Tom Williams
 Clerk of Course - Tom Williams



Computime Race Timing Systems Pty Ltd © 1996
 Licensed to Computime Race Timing Systems

www.computime.com.au

COMPUTIME RACE TIMING SYSTEMS PTY LTD



ASBK.COM.AU f t i y

Round 5 : Morgan Park Raceway : August 25 - 27

HI-TEC BATTERIES AUSTRALIAN SUPERSPORT 300 CHAMPIONSHIP

PROVISIONAL SERIES POINTS

HI-TEC BATTERIES AUSTRALIAN SUPERSPORT 300 CHAMPIONSHIP - OVER 300cc

Pos	Name	Machine	Rnd 1	Rnd 2	Rnd 3	Rnd 4	Rnd 5	Rnd 5	Rnd 5	Rnd 5	Total
			WSBK	W/fld	Wint	HV-NT	Pole	Race 1	Race 2	Race 3	
1	Tom BRAMICH (VIC)	Yamaha	42	37.5	52	56	0	13	0	14	214.5
2	Billy VAN EERDE (NSW)	KTM	42	53.5	16.5	48	0	25	0	25	210
3	Brandon DEMMERY (NSW)	Yamaha	49	40	39	46	0	9	12	13	208
4	Zac LEVY (QLD)	Yamaha	50	41	28	37	0	18	16	17	207
5	Tommy EDWARDS (NSW)	Yamaha	0	40.5	38.5	65	0	17	25	20	206
6	Jack MAHAFFY (VIC)	Yamaha	20	49	45	62	0	0	20	7	203
7	Max CROKER (NSW)	KTM	49	17	12.5	45	0	16	18	16	173.5
8	Ben BRAMICH (VIC)	Yamaha	42	22	34.5	39	0	8	10	6	161.5
9	Hunter FORD (NSW)	Yamaha	40	36.5	23	24	0	11	11	11	156.5
10	Corey BRIFFA (NSW)	Yamaha	44	30.5	30	40	0	0	0	0	144.5
11	Ty LYNCH (SA)	Yamaha	40	36	20	29	0	0	0	0	125
12	Boyd HOCKING (VIC)	Yamaha	16	19.5	30.5	27	0	0	3	0	96
13	Jack PASSFIELD (NSW)	Yamaha	47	33	14	0	0	0	0	0	94
14	Jarred BROOK (QLD)	KTM	32	20	13.5	0	0	12	0	8	85.5
15	Joel KELSO (NT)	Yamaha	0	0	0	36	0	10	13	12	71
16	Callum O'BRIEN (WA)	KTM	0	16.5	21	19	0	1	6	0	63.5
17	Jonah SITA (WA)	Yamaha	7	10.5	18	20	0	2	0	2	59.5
18	Ryan TAYLOR (VIC)	Yamaha	32	0	25	0	0	0	0	0	57
19	Broc PEARSON (QLD)	Yamaha	0	0	0	0	0	15	17	18	50
20	Locky TAYLOR (QLD)	Yamaha	0	0	0	0	0	20	15	15	50
21	Seth CRUMP (QLD)	KTM	0	0	0	0	0	14	14	9	37
22	Dan THOMAS (NSW)	Yamaha	0	16	19	0	0	0	0	0	35
23	Rogan CHANDLER (NZ)	Yamaha	0	0	0	0	0	7	8	10	25
24	Tayla RELPH (QLD)	Yamaha	0	0	0	0	0	5	9	5	19
25	Michael KING (WA)	Yamaha	0	0	0	19	0	0	0	0	19
26	Troy RYAN (NSW)	Yamaha	0	0	16.5	0	0	0	1	0	17.5
27	Mitch KUHNE (QLD)	Yamaha	0	0	0	0	0	6	7	3	16
28	Leslie McGRATH (WA)	Yamaha	0	0	0	14	0	0	0	0	14
29	Danyon TURNER (QLD)	Yamaha	0	0	0	0	0	4	5	4	13
30	Chris DOBIE (NSW)	Yamaha	0	8	0	0	0	0	0	0	8
31	Sharni PINFOLD (QLD)	Yamaha	0	0	0	0	0	3	2	1	6
32	John HENDERSON (VIC)	Yamaha	0	0	5	0	0	0	0	0	5
33	Ross BEAMES (QLD)	Yamaha	0	0	0	0	0	0	4	0	4

HI-TEC BATTERIES AUSTRALIAN SUPERSPORT 300 CHAMPIONSHIP - UP TO 300cc

Pos	Name	Machine	Rnd 1	Rnd 2	Rnd 3	Rnd 4	Rnd 5	Rnd 5	Rnd 5	Rnd 5	Total
			WSBK	W/fld	Wint	HV-NT	Pole	Race 1	Race 2	Race 3	
1	Reid BATTYE (NSW)	Kawasaki	65	62.5	57.5	55	0	25	25	20	310
2	Yanni SHAW (NSW)	Kawasaki	42	42	45	51	0	17	18	10	225
3	Drew SELLS (VIC)	Kawasaki	52	28.5	42.5	49	0	16	17	18	223
4	Oliver BAYLISS (QLD)	Kawasaki	43	48	1	76	1	20	0	25	214
5	Laura BROWN (NSW)	Kawasaki	48	31	0	50	0	14	16	17	176
6	Bronson PICKETT (WA)	Kawasaki	24	33	37.5	30	0	15	15	16	170.5

Scott Laing
Chief Time Keeper - Scott Laing

Tom Williams
Clerk of Course - Tom Williams



Computime Race Timing Systems Pty Ltd © 1996
Licensed to Computime Race Timing Systems

www.computime.com.au

COMPUTIME RACE TIMING SYSTEMS PTY LTD



ASBK.COM.AU f t i y

Round 5 : Morgan Park Raceway : August 25 - 27

HI-TEC BATTERIES AUSTRALIAN SUPERSPORT 300 CHAMPIONSHIP

PROVISIONAL SERIES POINTS

HI-TEC BATTERIES AUSTRALIAN SUPERSPORT 300 CHAMPIONSHIP - UP TO 300cc

Pos	Name	Machine	Rnd 1 WSBK	Rnd 2 W/flid	Rnd 3 Wint	Rnd 4 HV-NT	Rnd 5 Pole	Rnd 5 Race 1	Rnd 5 Race 2	Rnd 5 Race 3	Total
7	Scott NICHOLSON (VIC)	Kawasaki	51	43	55	20	0	0	0	0	169
8	Gregory FARRELL (NSW)	Kawasaki	0	34	38	43	0	11	13	13	152
9	Shelby TURNER (QLD)	Kawasaki	3	25.5	25.5	40	0	10	12	12	128
10	Keegan PICKERING (NSW)	Kawasaki	14	22	27	0	0	0	11	11	85
11	Tom EDWARDS (NSW)	Kawasaki	70	0	0	0	0	0	0	0	70
12	Nathan BOLAND (NSW)	Kawasaki	0	31.5	27.5	0	0	0	0	0	59
13	Grace POUTCH (VIC)	Kawasaki	21	20.5	16	0	0	0	0	0	57.5
14	Austin BARNES (VIC)	Kawasaki	3	20	34	0	0	0	0	0	57
15	Lachlan EPIS (NSW)	Kawasaki	0	0	0	0	0	18	20	15	53
16	Peter NERLICH (VIC)	Kawasaki	16	0	0	0	0	12	0	14	42
17	Zackary JOHNSON (VIC)	Kawasaki	41	0	0	0	0	0	0	0	41
18	Luke SANDERS (VIC)	Kawasaki	23	15	0	0	0	0	0	0	38
19	Cameron AGOSTINI (NT)	Honda	0	0	0	36	0	0	0	0	36
20	Tyler FERRARI (VIC)	Kawasaki	36	0	0	0	0	0	0	0	36
21	Nicholas CLAIR (VIC)	Kawasaki	6	0	28.5	0	0	0	0	0	34.5
22	Tim WALKER (NT)	Honda	0	0	0	33	0	0	0	0	33
23	Lewis WRIGHT (QLD)	Kawasaki	31	0	0	0	0	0	0	0	31
24	Phillip IRLAM (NT)	Honda	0	0	0	30	0	0	0	0	30
25	Ashley ARMITT (NSW)	Kawasaki	8	21.5	0	0	0	0	0	0	29.5
26	Steve ARMITAGE (NT)	Honda	0	0	0	26	0	0	0	0	26
27	Locky TAYLOR (QLD)	Kawasaki	25	0	0	0	0	0	0	0	25
28	Sean JARVIS (VIC)	Kawasaki	0	0	24	0	0	0	0	0	24
29	Mark FERRARI (VIC)	Kawasaki	23	0	0	0	0	0	0	0	23
30	Scott CHAPMAN (NSW)	Kawasaki	0	21.5	0	0	0	0	0	0	21.5
31	Lachlan O'BRIEN (NT)	Honda	0	0	0	16	0	0	0	0	16
32	Jason WHITEHEAD (QLD)	Kawasaki	0	0	0	0	0	0	14	0	14
33	Warwick NOWLAND (NSW)	Kawasaki	0	0	0	0	0	13	0	0	13
34	Daniel HURST (NT)	Honda	0	0	0	6	0	0	0	0	6
35	Mark ROGERS (QLD)	Kawasaki	3	0	0	0	0	0	0	0	3

Scott Laing
 Chief Time Keeper - Scott Laing

Tom Williams
 Clerk of Course - Tom Williams



Computime Race Timing Systems Pty Ltd © 1996
 Licensed to Computime Race Timing Systems

www.computime.com.au

COMPUTIME RACE TIMING SYSTEMS PTY LTD